

Unicode™ 2 Series Fiberglass Reinforced Polyester Control Stations and Switches

Increased Safety

NEC:
Class I, Division 2, Groups A, B, C, D
Class II, Groups E, F, G
Class III
Ex de IIC/DIP A21
IP66, Type 4X[Ⓛ]

CEC:
Class I, Division 2, Groups A, B, C, D
Class II, Groups F, G
Class III; Type 4X[Ⓛ]
Class I, Zone 1, AEx de IIC/ AEx tD 21
IP66

ATEX/IECEx:
Zone 1 and 2 – 21 and 22
II 2 GD
Ex de IIC/Ex demb IIC/ Ex tD A21
IP66 – IK10

Applications

- Local control stations and motor control stations for use in hazardous areas covering the broadest possible range of applications.
- Control of equipment at:
 - Power plants
 - Chemical and petrochemical plants
 - Petroleum refineries
 - Reverse osmosis plants
 - Pulp and paper processing plants
 - Various industrial applications
- Push buttons and selector switches are used in conjunction with contactors or magnetic starters for remote control of motors in hazardous locations. They provide circuit control and/or selection.
- Pilot lights provide visual assurance that an electrical function is being performed at a remote or hazardous location.
- For use in washdown areas.

Features

- Employs Ex de method of protection which eliminates the need for external seals.
- Operators include push buttons, illuminated push buttons, selector switches, control and load break switches and LED pilot lights.
- Pilot light employs high intensity single LED with lifetime of 100,000 hours that can be used at:
 - 12 Vac to 254 Vac 50/60 Hz
 - 12 Vdc to 60 Vdc
- Up to 3 contact blocks per actuator can be used.
- Contact block technical data:
 - IEC rated operating voltage (Ue): 500 Vac – 110 Vdc
 - IEC switching capacity:
 - AC12: 16 Amp/400 Vac
 - AC14: 10 Amp/400 Vac
 - AC15: 6 Amp/500 Vac
 - DC13: 2 Amp/24 Vdc and 1 Amp/110 Vdc
 - NEMA switching capacity: A600: 10 Amp/600 Vac
- Selector switch technical data:
 - IEC rated operating voltage: 690 Vac
 - IEC rated operating current: maximum 16 Amp
 - IEC switching capacity:
 - AC1: 16 Amp/690 Vac
 - AC15: 16 Amp/415 Vac
 - AC3: 8 Amp/500 Vac
 - AC3: 4 Amp/690 Vac
 - AC3: 16 Amp/690 Vac
 - DC1: 10 Amp/24 Vdc
 - DC1: 6 Amp/60 Vdc
 - DC1: 6 Amp/110 Vdc (2 contacts wired in series)
 - DC1: 6 Amp/220 Vdc (3 contacts in series)
 - NEMA switching capacity: A600: 10 Amp/600 Vac
- Enclosures are rated for IP66 with firmly secured gasket.
- Operators and contact blocks are spaced for easy wiring.
- Wide selection of termination methods available.
- Choice of DIN rail mounted high performance contact block suitable for low intensity (less than 5 mA).
- TS35 rail mounted components are held securely in place during operation and easily removed for service.



U22W2PGA5

- Brass Inserts are provided for TS35 DIN rails or mounting plates to be installed inside the enclosure.
- Captive, corrosion resistant stainless steel cover screws.

Standard Materials

- Body and cover: fiberglass reinforced polyester (FRP) with black finish
- Cover screws: 316 stainless steel

Accessories

- Key for changing actuator blocks.
- Guard for mushroom head actuator.
- Padlockable guard.
- M5 and M6 earth stud.
- Combination drain and breather available in brass, polyamide and stainless steel.

Options

- Nameplates: Stainless Steel or Lamacoid with different color combinations.
- Padlocking facility at left, center, right or any position on selector switches.
- Padlocking facility for momentary and maintained push buttons.
- Special contact arrangements available, see *Unicode™ 2 Series Customized Control Stations*.

NEC/CEC Certifications and Compliances

- Certification Type CSPe
 - Temperature Class: T5 or T6
 - Ambient Temperature: -55°C to +60°C (-67°F to +140°F)
 - CAN/CSA Standards: C22.2 No. 0-M91, No. 25-M66, No. 213-M1987, No. 94-M91, No. 60079-0:07, No. 60529-2005, E60079-7-2003
 - UL Standards: 60079-0, 60079-7, 50
 - Other Standards: ANSI/IEC 60529-2004, ANSI/ISA 12.12.01-2011
 - cCSAus Certificate: 2356952

[Ⓛ] Overall hazardous location and ingress protection rating depends on the rating of the optional certified components used.

Unicode™ 2 Series Fiberglass Reinforced Polyester Control Stations and Switches

Increased Safety

CONTROLS: NEC/CEC, ATEX/IECEx INCREASED SAFETY CONTROL STATIONS

NEC:

Class I, Division 2, Groups A, B, C, D
Class II, Groups E, F, G
Class III
Ex de IIC/DIP A21
IP66, Type 4X①

CEC:

Class I, Division 2, Groups A, B, C, D
Class II, Groups F, G
Class III; Type 4X①
Class I, Zone 1, AEx de IIC/ AEx tD 21
IP66

ATEX/IECEx:

Zone 1 and 2 – 21 and 22
Ⓢ II 2 GD
Ex de IIC/Ex demb IIC/ Ex tD A21
IP66 – IK10

ATEX/IECEx Certification and Compliances

- Certification Type CSPe
 - Gas: Zone 1 and 2
 - Conforming to ATEX 94/9/CE: Ⓢ II 2 G
 - Type of Protection: Ex de IIC/Ex demb IIC
 - Temperature Class: T6
 - Dust: Zone 21 and 22
 - Conforming to ATEX 94/9/CE: Ⓢ II 2 D
 - Type of Protection: Ex tD A21
 - Surface Temperature: T75 °C (T167 °F)
 - Ambient Temperature: -55 °C to +60 °C (-67°F to +140°F)
(empty enclosure, temperature to be determine according actuator)
 - CE Declaration of Conformity: 52084
 - ATEX Certificate: LCIE 00 ATEX 3032X
 - IECEx Certificate: IECEx LCI 09.0016X

EURASEC Certification

- Certification Type CSPe
 - EURASEC RU C-FR Г505.B.00911

Other Certification ②

- Certification Type CSPe
 - INMETRO Certificate: BVC 11.0637-X

① Overall hazardous location and ingress protection rating depends on the rating of the optional certified components used.
② INMETRO certification available on special request only. Contact your local sales representative for more information.

Unicode™ 2 Series Fiberglass Reinforced Polyester Control Stations and Switches

Increased Safety

NEC:
 Class I, Division 2, Groups A, B, C, D
 Class II, Groups E, F, G
 Class III
 Ex de IIC/DIP A21
 IP66, Type 4X^①

CEC:
 Class I, Division 2, Groups A, B, C, D
 Class II, Groups F, G
 Class III; Type 4X^①
 Class I, Zone 1, AEx de IIC/ AEx tD 21
 IP66

ATEX/IECEx:
 Zone 1 and 2 – 21 and 22
 II 2 GD
 Ex de IIC/Ex demb IIC/ Ex tD A21
 IP66 – IK10

Size 1 Polyester Control Station

Included: 1 white self-adhesive laminated plastic nameplate, 1 brass earth continuity plate, 1 blanking plug ^②, 1 cable gland ^②.

Description/Function	Diagram	Entry Location	Entry Size	Weight kg (lb)	Volume dm ³ (in ³)	Catalog Number
Momentary Push Buttons						
Green insert 'I' + red insert 'O' with 1NO + 1NC momentary contact		Bottom	2 x M20	1.0 (2.20)	4.0 (244.10)	U21W2A3
		Bottom	2 x M25	1.0 (2.20)	4.0 (244.10)	U21W4A3
		Feed-Thru	2 x 3/4"	1.0 (2.20)	4.0 (244.10)	U21Z3A3
		Bottom	2 x M20	1.0 (2.20)	4.0 (244.10)	U21W2A5
		Bottom	2 x M25	1.0 (2.20)	4.0 (244.10)	U21W4A5
		Feed-Thru	2 x 3/4"	1.0 (2.20)	4.0 (244.10)	U21X3A5
1x red push button 'O' with 1NC momentary contact		Bottom	2 x M20	1.0 (2.20)	4.0 (244.10)	U21W2A9
		Bottom	2 x M25	1.0 (2.20)	4.0 (244.10)	U21W4A9
		Feed-Thru	2 x 3/4"	1.0 (2.20)	4.0 (244.10)	U21X3A9
Twin Momentary Push Buttons						
1x green push button 'I' with 1NO contact 1x red push button 'O' with 1NC contact momentary contacts		Bottom	2 x M20	1.1 (2.43)	4.0 (244.10)	U21W2A5A9
		Bottom	2 x M25	1.1 (2.43)	4.0 (244.10)	U21W4A5A9
		Feed-Thru	2 x 3/4"	1.1 (2.43)	4.0 (244.10)	U21Z3A5A9
		Bottom	2 x M20	1.1 (2.43)	4.0 (244.10)	U21W2A3A3
		Bottom	2 x M25	1.1 (2.43)	4.0 (244.10)	U21W4A3A3
		Feed-Thru	2 x 3/4"	1.1 (2.43)	4.0 (244.10)	U21X3A3A3

Additional configurations available, please refer to Unicode 2 Series - Customized Control Stations section.

^① Overall hazardous location and ingress protection rating depends on the rating of the optional certified components used.

^② Not included if NPT hubs are selected.

CONTROLS: NEC/CEC, ATEX/IECEx INCREASED SAFETY CONTROL STATIONS



Unicode™ 2 Series Fiberglass Reinforced Polyester Control Stations and Switches

Increased Safety

CONTROLS: NEC/CEC, ATEX/IECEx INCREASED SAFETY CONTROL STATIONS

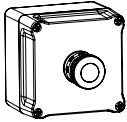
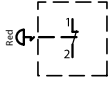

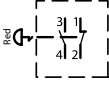
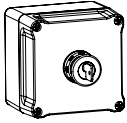
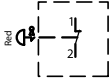

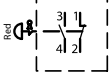
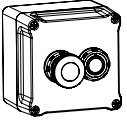
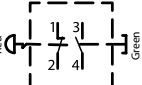
NEC:
 Class I, Division 2, Groups A, B, C, D
 Class II, Groups E, F, G
 Class III
 Ex de IIC/DIP A21
 IP66, Type 4X①

CEC:
 Class I, Division 2, Groups A, B, C, D
 Class II, Groups F, G
 Class III; Type 4X①
 Class I, Zone 1, AEx de IIC/ AEx tD 21
 IP66

ATEX/IECEx:
 Zone 1 and 2 – 21 and 22
 II 2 GD
 Ex de IIC/Ex demb IIC/ Ex tD A21
 IP66 – IK10

Size 1 Polyester Control Station

Included: 1 white self-adhesive laminated plastic nameplate, 1 brass earth continuity plate, 1 blanking plug ②, 1 cable gland ②.

Description/Function	Diagram	Entry Location	Entry Size	Weight kg (lb)	Volume dm³ (in³)	Catalog Number		
Emergency Stop								
 Red mushroom head push-pull 1NC maintained contact		Bottom	2 x M20	1.0 (2.20)	4.0 (244.10)	U21W2D9		
		Bottom	2 x M25	1.0 (2.20)	4.0 (244.10)	U21W4D9		
		Bottom	1 x 3/4"	1.0 (2.20)	4.0 (244.10)	U21Z3D9		
		Feed-Thru	2 x 3/4"	1.0 (2.20)	4.0 (244.10)	U21X3D9		
		Bottom	2 x M20	1.0 (2.20)	4.0 (244.10)	U21W2D3		
		Bottom	2 x M25	1.0 (2.20)	4.0 (244.10)	U21W4D3		
 Red mushroom head push-pull 1NO + 1NC maintained contact		Bottom	2 x M20	1.0 (2.20)	4.0 (244.10)	U21W2D3		
		Bottom	2 x M25	1.0 (2.20)	4.0 (244.10)	U21W4D3		
		Bottom	1 x 3/4"	1.0 (2.20)	4.0 (244.10)	U21Z3D3		
		Feed-Thru	2 x 3/4"	1.0 (2.20)	4.0 (244.10)	U21X3D3		
		Bottom	2 x M20	1.0 (2.20)	4.0 (244.10)	U21W2C9		
		Bottom	2 x M25	1.0 (2.20)	4.0 (244.10)	U21W4C9		
 Red mushroom head key release 1NC maintained contact		Bottom	2 x M20	1.0 (2.20)	4.0 (244.10)	U21W2C9		
		Bottom	2 x M25	1.0 (2.20)	4.0 (244.10)	U21W4C9		
		Bottom	1 x 3/4"	1.0 (2.20)	4.0 (244.10)	U21Z3C9		
		Feed-Thru	2 x 3/4"	1.0 (2.20)	4.0 (244.10)	U21X3C9		
		Bottom	2 x M20	1.0 (2.20)	4.0 (244.10)	U21W2C3		
		Bottom	2 x M25	1.0 (2.20)	4.0 (244.10)	U21W4C3		
 Red mushroom head key release 1NO + 1NC maintained contact		Bottom	2 x M20	1.0 (2.20)	4.0 (244.10)	U21W2C3		
		Bottom	2 x M25	1.0 (2.20)	4.0 (244.10)	U21W4C3		
		Bottom	1 x 3/4"	1.0 (2.20)	4.0 (244.10)	U21Z3C3		
		Feed-Thru	2 x 3/4"	1.0 (2.20)	4.0 (244.10)	U21X3C3		
		Push Pull Emergency Stop + Push Button						
		 1x red mushroom head push-pull with 1NC maintained contact 1x green push button 'I' with 1NO momentary contact		Bottom	2 x M20	1.1 (2.43)	4.0 (244.10)	U21W2D9A5
Bottom	2 x M25			1.1 (2.43)	4.0 (244.10)	U21W4D9A5		
Bottom	1 x 3/4"			1.1 (2.43)	4.0 (244.10)	U21Z3D9A5		
Feed-Thru	2 x 3/4"			1.1 (2.43)	4.0 (244.10)	U21X3D9A5		

Additional combinations available, please refer to Unicode 2 Series - Customized Control Stations section.

① Overall hazardous location and ingress protection rating depends on the rating of the optional certified components used.
 ② Not included if NPT hubs are selected.

Unicode™ 2 Series Fiberglass Reinforced Polyester Control Stations and Switches

Increased Safety

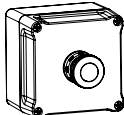
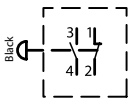

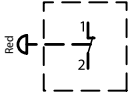
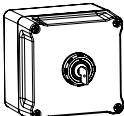
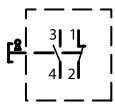
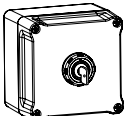
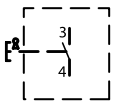
NEC:
 Class I, Division 2, Groups A, B, C, D
 Class II, Groups E, F, G
 Class III
 Ex de IIC/DIP A21
 IP66, Type 4X^①

CEC:
 Class I, Division 2, Groups A, B, C, D
 Class II, Groups F, G
 Class III; Type 4X^①
 Class I, Zone 1, AEx de IIC/ AEx tD 21
 IP66

ATEX/IECEX:
 Zone 1 and 2 – 21 and 22
 II 2 GD
 Ex de IIC/Ex demb IIC/ Ex tD A21
 IP66 – IK10

Size 1 Polyester Control Station

Included: 1 white self-adhesive laminated plastic nameplate, 1 brass earth continuity plate, 1 blanking plug [Ⓢ], 1 cable gland [Ⓢ].

Description/Function	Diagram	Entry Location	Entry Size	Weight kg (lb)	Volume dm ³ (in ³)	Catalog Number		
Mushroom Head Push Button								
 <p>Black mushroom head push button 1NO + 1NC momentary contact</p>		Bottom	2 x M20	1.0 (2.20)	4.0 (244.10)	U21W2B3		
		Bottom	2 x M25	1.0 (2.20)	4.0 (244.10)	U21W4B3		
			1 x 3/4"	1.0 (2.20)	4.0 (244.10)	U21Z3B3		
		Feed-Thru	2 x 3/4"	1.0 (2.20)	4.0 (244.10)	U21X3B3		
		Bottom	2 x M20	1.0 (2.20)	4.0 (244.10)	U21W2R9		
		Bottom	2 x M25	1.0 (2.20)	4.0 (244.10)	U21W4R9		
 <p>Red mushroom head push button 1NC momentary contact</p>			1 x 3/4"	1.0 (2.20)	4.0 (244.10)	U21Z3R9		
		Feed-Thru	2 x 3/4"	1.0 (2.20)	4.0 (244.10)	U21X3R9		
		Key Push Button						
		 <p>With key removable in both positions 1NO + 1NC maintained contact</p>		Bottom	2 x M20	1.0 (2.20)	4.0 (244.10)	U21W2E3
				Bottom	2 x M25	1.0 (2.20)	4.0 (244.10)	U21W4E3
					1 x 3/4"	1.0 (2.20)	4.0 (244.10)	U21Z3E3
Feed-Thru	2 x 3/4"			1.0 (2.20)	4.0 (244.10)	U21X3E3		
Bottom	2 x M20			1.0 (2.20)	4.0 (244.10)	U21W2E5		
Bottom	2 x M25			1.0 (2.20)	4.0 (244.10)	U21W4E5		
 <p>With key removable in both positions 1NO maintained contact</p>			1 x 3/4"	1.0 (2.20)	4.0 (244.10)	U21Z3E5		
		Feed-Thru	2 x 3/4"	1.0 (2.20)	4.0 (244.10)	U21X3E5		
		Bottom	2 x M20	1.0 (2.20)	4.0 (244.10)	U21W2E9		
		Bottom	2 x M25	1.0 (2.20)	4.0 (244.10)	U21W4E9		
			1 x 3/4"	1.0 (2.20)	4.0 (244.10)	U21Z3E9		
		Feed-Thru	2 x 3/4"	1.0 (2.20)	4.0 (244.10)	U21X3E9		

Additional combinations available, please refer to Unicode 2 Series - Customized Control Stations section.

^① Overall hazardous location and ingress protection rating depends on the rating of the optional certified components used.

^② Not included if NPT hubs are selected.

CONTROLS: NEC/CEC, ATEX/IECEX INCREASED SAFETY CONTROL STATIONS



Unicode™ 2 Series Fiberglass Reinforced Polyester Control Stations and Switches

Increased Safety

CONTROLS: NEC/CEC, ATEX/IECEx INCREASED SAFETY CONTROL STATIONS






NEC:
 Class I, Division 2, Groups A, B, C, D
 Class II, Groups E, F, G
 Class III
 Ex de IIC/DIP A21
 IP66, Type 4X①

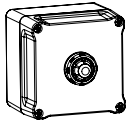
CEC:
 Class I, Division 2, Groups A, B, C, D
 Class II, Groups F, G
 Class III; Type 4X①
 Class I, Zone 1, AEx de IIC/ AEx tD 21
 IP66

ATEX/IECEx:
 Zone 1 and 2 - 21 and 22
 Ex II 2 GD
 Ex de IIC/Ex demb IIC/ Ex tD A21
 IP66 - IK10

Size 1 Polyester Control Station

Included: 1 white self-adhesive laminated plastic nameplate, 1 brass earth continuity plate, 1 blanking plug ②, 1 cable gland ②.

Description/Function	Diagram	Entry Location	Entry Size	Weight kg (lb)	Volume dm³ (in³)	Catalog Number		
Pilot Light								
1x red pilot light ③		Bottom	2 x M20	1.0 (2.20)	4.0 (244.10)	U21W2PR		
		Bottom	2 x M25	1.0 (2.20)	4.0 (244.10)	U21W4PR		
			1 x 3/4"	1.0 (2.20)	4.0 (244.10)	U21Z3PR		
		Feed-Thru	2 x 3/4"	1.0 (2.20)	4.0 (244.10)	U21X3PR		
		1x green pilot light ③		Bottom	2 x M20	1.0 (2.20)	4.0 (244.10)	U21W2PG
				Bottom	2 x M25	1.0 (2.20)	4.0 (244.10)	U21W4PG
1 x 3/4"	1.0 (2.20)				4.0 (244.10)	U21Z3PG		
Feed-Thru	2 x 3/4"			1.0 (2.20)	4.0 (244.10)	U21X3PG		
1x blue pilot light ③				Bottom	2 x M20	1.0 (2.20)	4.0 (244.10)	U21W2PB
				Bottom	2 x M25	1.0 (2.20)	4.0 (244.10)	U21W4PB
		1 x 3/4"	1.0 (2.20)		4.0 (244.10)	U21Z3PB		
		Feed-Thru	2 x 3/4"	1.0 (2.20)	4.0 (244.10)	U21X3PB		
		1x yellow pilot light ③		Bottom	2 x M20	1.0 (2.20)	4.0 (244.10)	U21W2PY
				Bottom	2 x M25	1.0 (2.20)	4.0 (244.10)	U21W4PY
1 x 3/4"	1.0 (2.20)				4.0 (244.10)	U21Z3PY		
Feed-Thru	2 x 3/4"			1.0 (2.20)	4.0 (244.10)	U21X3PY		
1x white pilot light ③				Bottom	2 x M20	1.0 (2.20)	4.0 (244.10)	U21W2PW
				Bottom	2 x M25	1.0 (2.20)	4.0 (244.10)	U21W4PW
		1 x 3/4"	1.0 (2.20)		4.0 (244.10)	U21Z3PW		
		Feed-Thru	2 x 3/4"	1.0 (2.20)	4.0 (244.10)	U21X3PW		



Appleton

Additional combinations available, please refer to Unicode 2 Series - Customized Control Stations section.

① Overall hazardous location and ingress protection rating depends on the rating of the optional certified components used.

② Not included if NPT hubs are selected.

③ 12 Vac to 254 Vac 50/60 Hz - 12 Vdc to 60 Vdc.

Unicode™ 2 Series Fiberglass Reinforced Polyester Control Stations and Switches

Increased Safety

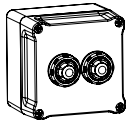
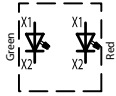
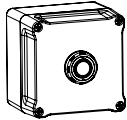
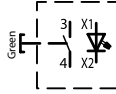
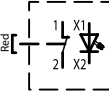
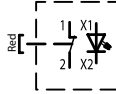
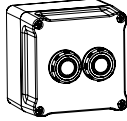
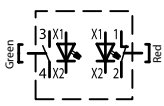
NEC:
 Class I, Division 2, Groups A, B, C, D
 Class II, Groups E, F, G
 Class III
 Ex de IIC/DIP A21
 IP66, Type 4X^①

CEC:
 Class I, Division 2, Groups A, B, C, D
 Class II, Groups F, G
 Class III; Type 4X^①
 Class I, Zone 1, AEx de IIC/ AEx tD 21
 IP66

ATEX/IECEX:
 Zone 1 and 2 – 21 and 22
 II 2 GD
 Ex de IIC/Ex demb IIC/ Ex tD A21
 IP66 – IK10

Size 1 Polyester Control Station

Included: 1 white self-adhesive laminated plastic nameplate, 1 brass earth continuity plate, 1 blanking plug ^②, 1 cable gland ^③.

Description/Function	Diagram	Entry Location	Entry Size	Weight kg (lb)	Volume dm ³ (in ³)	Catalog Number
Twin Pilot Light						
 1x green pilot light ^③ 1x red pilot light ^③		Bottom	2 x M20	1.1 (2.43)	4.0 (244.10)	U21W2PGPR
			2 x M25	1.1 (2.43)	4.0 (244.10)	U21W4PGPR
		Feed-Thru	1 x 3/4"	1.1 (2.43)	4.0 (244.10)	U21Z3PGPR
			2 x 3/4"	1.1 (2.43)	4.0 (244.10)	U21X3PGPR
Illuminated Push Button						
 1x green illuminated push button with 1NO contact momentary contacts		Bottom	2 x M20	1.0 (2.20)	4.0 (244.10)	U21W2LG5
			2 x M25	1.0 (2.20)	4.0 (244.10)	U21W4LG5
		Feed-Thru	1 x 3/4"	1.0 (2.20)	4.0 (244.10)	U21Z3LG5
			2 x 3/4"	1.0 (2.20)	4.0 (244.10)	U21X3LG5
 1x red illuminated push button with 1NC contact momentary contacts		Bottom	2 x M20	1.0 (2.20)	4.0 (244.10)	U21W2LR9
			2 x M25	1.0 (2.20)	4.0 (244.10)	U21W4LR9
		Feed-Thru	1 x 3/4"	1.0 (2.20)	4.0 (244.10)	U21Z3LR9
			2 x 3/4"	1.0 (2.20)	4.0 (244.10)	U21X3LR9
Twin Illuminated Push Button						
 1x green illuminated push button with 1NO contact momentary contacts 1x red illuminated push button with 1NC contact momentary contacts		Bottom	2 x M20	1.0 (2.20)	4.0 (244.10)	U21W2LG5LR9
			2 x M25	1.0 (2.20)	4.0 (244.10)	U21W4LG5LR9
		Feed-Thru	1 x 3/4"	1.0 (2.20)	4.0 (244.10)	U21Z3LG5LR9
			2 x 3/4"	1.0 (2.20)	4.0 (244.10)	U21X3LG5LR9

Additional combinations available, please refer to Unicode 2 Series - Customized Control Stations section.

^① Overall hazardous location and ingress protection rating depends on the rating of the optional certified components used.

^② Not included if NPT hubs are selected.

^③ 12 Vac to 254 Vac 50/60 Hz - 12 Vdc to 60 Vdc.

CONTROLS: NEC/CEC, ATEX/IECEX INCREASED SAFETY CONTROL STATIONS

Appleton

Unicode™ 2 Series Fiberglass Reinforced Polyester Control Stations and Switches

Increased Safety

CONTROLS: NEC/CEC, ATEX/IECEx INCREASED SAFETY CONTROL STATIONS


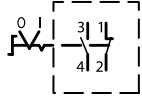

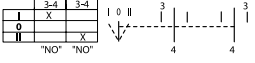

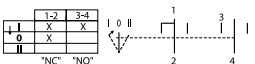


NEC:
 Class I, Division 2, Groups A, B, C, D
 Class II, Groups E, F, G
 Class III
 Ex de IIC/DIP A21
 IP66, Type 4X①

CEC:
 Class I, Division 2, Groups A, B, C, D
 Class II, Groups F, G
 Class III; Type 4X①
 Class I, Zone 1, AEx de IIC/ AEx tD 21
 IP66

ATEX/IECEx:
 Zone 1 and 2 – 21 and 22
 II 2 GD
 Ex de IIC/Ex demb IIC/ Ex tD A21
 IP66 – IK10

Size 1 Polyester Control Station

Included: 1 white self-adhesive laminated plastic nameplate, 1 brass earth continuity plate, 1 blanking plug ②, 1 cable gland ②.

Description/Function	Diagram	Entry Location	Entry Size	Weight kg (lb)	Volume dm³ (in³)	Catalog Number
2-Position Selector Switch						
 <p>2 fixed positions '0 - I' 1NO + 1NC contact</p>		Bottom	2 x M20	1.0 (2.20)	4.0 (244.10)	U21W2H3
		Bottom	2 x M25	1.0 (2.20)	4.0 (244.10)	U21W4H3
		Bottom	1 x 3/4"	1.0 (2.20)	4.0 (244.10)	U21Z3H3
		Feed-Thru	2 x 3/4"	1.0 (2.20)	4.0 (244.10)	U21X3H3
3-Position Selector Switch						
 <p>3 fixed positions 'I - 0 - II' 2NO contact</p>		Bottom	2 x M20	1.0 (2.20)	4.0 (244.10)	U21W2J1
		Bottom	2 x M25	1.0 (2.20)	4.0 (244.10)	U21W4J1
		Bottom	1 x 3/4"	1.0 (2.20)	4.0 (244.10)	U21Z3J1
		Feed-Thru	2 x 3/4"	1.0 (2.20)	4.0 (244.10)	U21X3J1
 <p>3 positions 'I - 0 - II' with spring return from I to 0 1NO + 1NC contact</p>		Bottom	2 x M20	1.0 (2.20)	4.0 (244.10)	U21W2N3
		Bottom	2 x M25	1.0 (2.20)	4.0 (244.10)	U21W4N3
		Bottom	1 x 3/4"	1.0 (2.20)	4.0 (244.10)	U21Z3N3
		Feed-Thru	2 x 3/4"	1.0 (2.20)	4.0 (244.10)	U21X3N3
 <p>3 positions 'I - 0 - II' with spring return from II to 0 1NO + 1NC contact</p>		Bottom	2 x M20	1.0 (2.20)	4.0 (244.10)	U21W2M3
		Bottom	2 x M25	1.0 (2.20)	4.0 (244.10)	U21W4M3
		Bottom	1 x 3/4"	1.0 (2.20)	4.0 (244.10)	U21Z3M3
		Feed-Thru	2 x 3/4"	1.0 (2.20)	4.0 (244.10)	U21X3M3

Additional combinations available, please refer to Unicode 2 Series - Customized Control Stations section.

① Overall hazardous location and ingress protection rating depends on the rating of the optional certified components used.

② Not included if NPT hubs are selected.

Unicode™ 2 Series Fiberglass Reinforced Polyester Control Stations and Switches

Increased Safety

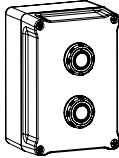

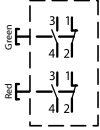
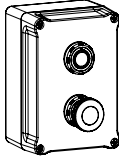
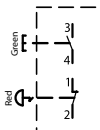
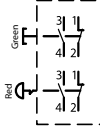
NEC:
 Class I, Division 2, Groups A, B, C, D
 Class II, Groups E, F, G
 Class III
 Ex de IIC/DIP A21
 IP66, Type 4X^①

CEC:
 Class I, Division 2, Groups A, B, C, D
 Class II, Groups F, G
 Class III; Type 4X^①
 Class I, Zone 1, AEx de IIC/ AEx tD 21
 IP66

ATEX/IECEX:
 Zone 1 and 2 – 21 and 22
 II 2 GD
 Ex de IIC/Ex demb IIC/ Ex tD A21
 IP66 – IK10

Size 2 Polyester Control Station

Included: 1 white self-adhesive laminated plastic nameplate, 1 brass earth continuity plate, 1 blanking plug ^②, 1 cable gland ^②.

Description/Function	Diagram	Entry Location	Entry Size	Weight kg (lb)	Volume dm ³ (in ³)	Catalog Number	
Twin Push Button							
 <p>1x green push button 'I' with 1NO contact 1x red push button 'O' with 1NC contact momentary contacts</p>		Bottom	2 x M20	1.2 (2.65)	4.0 (244.10)	U22W2A5A9	
		Bottom	2 x M25	1.2 (2.65)	4.0 (244.10)	U22W4A5A9	
	Feed-Thru	1 x 3/4"	1.2 (2.65)	4.0 (244.10)	U22Z3A5A9		
	Feed-Thru	2 x 3/4"	1.2 (2.65)	4.0 (244.10)	U22X3A5A9		
	<p>1x green push button 'I' with 1NO + 1NC contact 1x red push button 'O' with 1NO + 1NC contact momentary contacts</p>		Bottom	2 x M20	1.2 (2.65)	4.0 (244.10)	U22W2A3A3
			Bottom	2 x M25	1.2 (2.65)	4.0 (244.10)	U22W4A3A3
Feed-Thru		1 x 3/4"	1.2 (2.65)	4.0 (244.10)	U22Z3A3A3		
Feed-Thru		2 x 3/4"	1.2 (2.65)	4.0 (244.10)	U22X3A3A3		
Push Button + Push-Pull Emergency Stop							
 <p>1x green push button 'I' with 1NO momentary contact 1x red mushroom head push-pull with 1NC maintained contact</p>		Bottom	2 x M20	1.2 (2.65)	4.0 (244.10)	U22W2A5D9	
		Bottom	2 x M25	1.2 (2.65)	4.0 (244.10)	U22W4A5D9	
	Feed-Thru	1 x 3/4"	1.2 (2.65)	4.0 (244.10)	U22Z3A5D9		
	Feed-Thru	2 x 3/4"	1.2 (2.65)	4.0 (244.10)	U22X3A5D9		
	<p>1x green push button 'I' with 1NO + 1NC momentary contact 1x red mushroom head push-pull with 1NO + 1NC maintained contact</p>		Bottom	2 x M20	1.2 (2.65)	4.0 (244.10)	U22W2A3D3
			Bottom	2 x M25	1.2 (2.65)	4.0 (244.10)	U22W4A3D3
Feed-Thru		1 x 3/4"	1.2 (2.65)	4.0 (244.10)	U22Z3A3D3		
Feed-Thru		2 x 3/4"	1.2 (2.65)	4.0 (244.10)	U22X3A3D3		

Additional combinations available, please refer to Unicode 2 Series - Customized Control Stations section.

^① Overall hazardous location and ingress protection rating depends on the rating of the optional certified components used.

^② Not included if NPT hubs are selected.

CONTROLS: NEC/CEC, ATEX/IECEX INCREASED SAFETY CONTROL STATIONS

Appleton

Unicode™ 2 Series Fiberglass Reinforced Polyester Control Stations and Switches

Increased Safety

CONTROLS: NEC/CEC, ATEX/IECEx INCREASED SAFETY CONTROL STATIONS

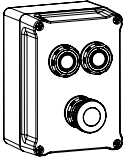
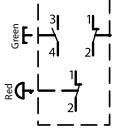
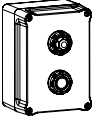
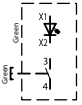
NEC:
 Class I, Division 2, Groups A, B, C, D
 Class II, Groups E, F, G
 Class III
 Ex de IIC/DIP A21
 IP66, Type 4X①

CEC:
 Class I, Division 2, Groups A, B, C, D
 Class II, Groups F, G
 Class III; Type 4X①
 Class I, Zone 1, AEx de IIC/ AEx tD 21
 IP66

ATEX/IECEx:
 Zone 1 and 2 – 21 and 22
 II 2 GD
 Ex de IIC/Ex demb IIC/ Ex tD A21
 IP66 – IK10

Size 2 Polyester Control Station

Included: 1 white self-adhesive laminated plastic nameplate, 1 brass earth continuity plate, 1 blanking plug ②, 1 cable gland ②.

Description/Function	Diagram	Entry Location	Entry Size	Weight kg (lb)	Volume dm ³ (in ³)	Catalog Number
Twin Push Buttons + Push-Pull Emergency Stop						
 <p>1x green push button 'I' with 1NO contacts 1x red push button 'O' with 1NC contacts momentary contacts 1x red mushroom head push-pull with 1x NC maintained contact</p>		Bottom	2 x M20	1.3 (2.87)	4.0 (244.10)	U22W2A5A9D9
		Bottom	2 x M25	1.3 (2.87)	4.0 (244.10)	U22W4A5A9D9
		Feed-Thru	1 x 3/4"	1.3 (2.87)	4.0 (244.10)	U22Z3A5A9D9
		Feed-Thru	2 x 3/4"	1.3 (2.87)	4.0 (244.10)	U22X3A5A9D9
Pilot Light + Push Button						
		Bottom	2 x M20	1.2 (2.65)	4.0 (244.10)	U22W2PGA5
		Bottom	2 x M25	1.2 (2.65)	4.0 (244.10)	U22W4PGA5
		Feed-Thru	1 x 3/4"	1.2 (2.65)	4.0 (244.10)	U22Z3PGA5
		Feed-Thru	2 x 3/4"	1.2 (2.65)	4.0 (244.10)	U22X3PGA5
		Bottom	2 x M20	1.2 (2.65)	4.0 (244.10)	U22W2PGA3
		Bottom	2 x M25	1.2 (2.65)	4.0 (244.10)	U22W4PGA3
		Feed-Thru	1 x 3/4"	1.2 (2.65)	4.0 (244.10)	U22Z3PGA3
		Feed-Thru	2 x 3/4"	1.2 (2.65)	4.0 (244.10)	U22X3PGA3
		Bottom	2 x M20	1.2 (2.65)	4.0 (244.10)	U22W2PRA9
		Bottom	2 x M25	1.2 (2.65)	4.0 (244.10)	U22W4PRA9
		Feed-Thru	1 x 3/4"	1.2 (2.65)	4.0 (244.10)	U22Z3PRA9
		Feed-Thru	2 x 3/4"	1.2 (2.65)	4.0 (244.10)	U22X3PRA9
Bottom	2 x M20	1.2 (2.65)	4.0 (244.10)	U22W2PRA3		
Bottom	2 x M25	1.2 (2.65)	4.0 (244.10)	U22W4PRA3		
Feed-Thru	1 x 3/4"	1.2 (2.65)	4.0 (244.10)	U22Z3PRA3		
Feed-Thru	2 x 3/4"	1.2 (2.65)	4.0 (244.10)	U22X3PRA3		

Additional combinations available, please refer to Unicode 2 Series - Customized Control Stations section.

- ① Overall hazardous location and ingress protection rating depends on the rating of the optional certified components used.
- ② Not included if NPT hubs are selected.
- ③ 12 Vac to 254 Vac 50/60 Hz - 12 Vdc to 60 Vdc.

Unicode™ 2 Series Fiberglass Reinforced Polyester Control Stations and Switches

Increased Safety

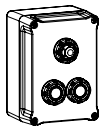
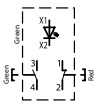
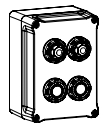
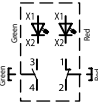

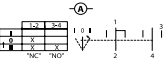
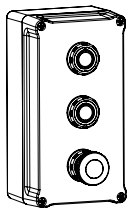
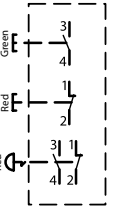
NEC:
 Class I, Division 2, Groups A, B, C, D
 Class II, Groups E, F, G
 Class III
 Ex de IIC/DIP A21
 IP66, Type 4X^①

CEC:
 Class I, Division 2, Groups A, B, C, D
 Class II, Groups F, G
 Class III; Type 4X^①
 Class I, Zone 1, AEx de IIC/ AEx tD 21
 IP66

ATEX/IECEX:
 Zone 1 and 2 – 21 and 22
 II 2 GD
 Ex de IIC/Ex demb IIC/ Ex tD A21
 IP66 – IK10

Size 2 Polyester Control Station

Included: 1 white self-adhesive laminated plastic nameplate, 1 brass earth continuity plate, 1 blanking plug ^②, 1 cable gland ^②.

Description/Function	Diagram	Entry Location	Entry Size	Weight kg (lb)	Volume dm ³ (in ³)	Catalog Number
Pilot Light + Twin Push Buttons ^③						
 <p>1x green light ^③ 1x green push button 'I' with 1NO 1x red push button 'O' with 1NC momentary contacts</p>		Bottom	2 x M20	1.3 (2.87)	4.0 (244.10)	U22W2PGA5A9
		Bottom	2 x M25	1.3 (2.87)	4.0 (244.10)	U22W4PGA5A9
		Bottom	1 x 3/4"	1.3 (2.87)	4.0 (244.10)	U22Z3PGA5A9
		Feed-Thru	2 x 3/4"	1.3 (2.87)	4.0 (244.10)	U22X3PGA5A9
Twin Pilot Lights + Twin Push Buttons						
 <p>1x green light + 1x red light ^③ 1x green push button 'I' with 1NO 1x red push button 'O' with 1NC momentary contacts</p>		Bottom	2 x M20	1.3 (2.87)	4.0 (244.10)	U22W2PGPRA5A9
		Bottom	2 x M25	1.3 (2.87)	4.0 (244.10)	U22W4PGPRA5A9
		Bottom	1 x 3/4"	1.3 (2.87)	4.0 (244.10)	U22Z3PGPRA5A9
		Feed-Thru	2 x 3/4"	1.3 (2.87)	4.0 (244.10)	U22X3PGPRA5A9
Ammeter + 3-Position Selector Switch ^④						
 <p>1x ammeter 48 x 48 mm, 1A C.T., 3 F.L.C., with 0 - 1 - 3 scale 1x switch 3 positions 'I - 0 - II' with spring return from II to 0 1NO + 1NC contact</p>		Bottom	2 x M20	1.2 (2.65)	4.0 (244.10)	U22W2VA13M3
		Bottom	2 x M25	1.2 (2.65)	4.0 (244.10)	U22W4VA13M3
		Bottom	1 x 3/4"	1.2 (2.65)	4.0 (244.10)	U22Z3VA13M3
		Feed-Thru	2 x 3/4"	1.2 (2.65)	4.0 (244.10)	U22X3VA13M3
Twin Push Buttons + Push-Pull Emergency Stop ^③						
 <p>1x green push button 'I' with 1NO contact 1x red push button 'O' with 1NC contact momentary contacts 1x red mushroom head push-pull emergency button with 1NO + 1NC maintained contacts</p>		Bottom	2 x M20	1.4 (3.09)	6.0 (366.14)	U23W2A5A9D3
		Bottom	2 x M25	1.4 (3.09)	6.0 (366.14)	U23W4A5A9D3
		Bottom	1 x 3/4"	1.4 (3.09)	6.0 (366.14)	U23Z3A5A9D3
		Feed-Thru	2 x 3/4"	1.4 (3.09)	6.0 (366.14)	U23X3A5A9D3

Additional combinations available, please refer to Unicode 2 Series - Customized Control Stations section.

^① Overall hazardous location and ingress protection rating depends on the rating of the optional certified components used.

^② Not included if NPT hubs are selected.

^③ 12 Vac to 254 Vac 50/60 Hz - 12 Vdc to 60 Vdc.

^④ Certified for ATEX/IECEX only.

CONTROLS: NEC/CEC, ATEX/IECEX INCREASED SAFETY CONTROL STATIONS

Appleton

Unicode™ 2 Series Fiberglass Reinforced Polyester Control Stations and Switches

Increased Safety

CONTROLS: NEC/CEC, ATEX/IECEx INCREASED SAFETY CONTROL STATIONS

NEC:
 Class I, Division 2, Groups A, B, C, D
 Class II, Groups E, F, G
 Class III
 Ex de IIC/DIP A21
 IP66, Type 4X①

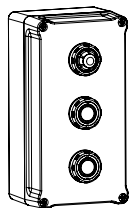
CEC:
 Class I, Division 2, Groups A, B, C, D
 Class II, Groups F, G
 Class III; Type 4X①
 Class I, Zone 1, AEx de IIC/ AEx tD 21
 IP66

ATEX/IECEx:
 Zone 1 and 2 – 21 and 22
 II 2 GD
 Ex de IIC/Ex demb IIC/ Ex tD A21
 IP66 – IK10

Size 3 Polyester Control Station

Included: 1 white self-adhesive laminated plastic nameplate, 1 brass earth continuity plate, 1 blanking plug ②, 1 cable gland ②.

Description/Function	Diagram	Entry Location	Entry Size	Weight kg (lb)	Volume dm ³ (in ³)	Catalog Number
Pilot Light + Twin Push Buttons						
1x green light ③ 1x green push button 'I' with 1NO contact 1x red push button 'O' with 1NC contact momentary contacts			2 x M20	1.4 (3.09)	6.0 (366.14)	U23W2PGA5A9
		Bottom	2 x M25	1.4 (3.09)	6.0 (366.14)	U23W4PGA5A9
		Feed-Thru	2 x 3/4"	1.4 (3.09)	6.0 (366.14)	U23Z3PGA5A9
1x red light ③ 1x green push button 'I' with 1NO contact 1x red push button 'O' with 1NC contact momentary contacts			2 x M20	1.4 (3.09)	6.0 (366.14)	U23W2PRA5A9
		Bottom	2 x M25	1.4 (3.09)	6.0 (366.14)	U23W4PRA5A9
		Feed-Thru	2 x 3/4"	1.4 (3.09)	6.0 (366.14)	U23X3PRA5A9
1x green light ③ 1x green push button 'I' with 1NO + 1NC contact 1x red push button 'O' with 1NO + 1NC contact momentary contacts			2 x M20	1.4 (3.09)	6.0 (366.14)	U23W2PGA3A3
		Bottom	2 x M25	1.4 (3.09)	6.0 (366.14)	U23W4PGA3A3
		Feed-Thru	2 x 3/4"	1.4 (3.09)	6.0 (366.14)	U23Z3PGA3A3
1x red light ③ 1x green push button 'I' with 1NO + 1NC contact 1x red push button 'O' with 1NO + 1NC contact momentary contacts			2 x M20	1.4 (3.09)	6.0 (366.14)	U23W2PRA3A3
		Bottom	2 x M25	1.4 (3.09)	6.0 (366.14)	U23W4PRA3A3
		Feed-Thru	2 x 3/4"	1.4 (3.09)	6.0 (366.14)	U23X3PRA3A3



Appleton

Additional combinations available, please refer to Unicode 2 Series - Customized Control Stations section.

① Overall hazardous location and ingress protection rating depends on the rating of the optional certified components used.

② Not included if NPT hubs are selected.

③ 12 Vac to 254 Vac 50/60 Hz - 12 Vdc to 60 Vdc.

Unicode™ 2 Series Fiberglass Reinforced Polyester Control Stations and Switches

Increased Safety

NEC:
 Class I, Division 2, Groups A, B, C, D
 Class II, Groups E, F, G
 Class III
 Ex de IIC/DIP A21
 IP66, Type 4X①

CEC:
 Class I, Division 2, Groups A, B, C, D
 Class II, Groups F, G
 Class III; Type 4X①
 Class I, Zone 1, AEx de IIC/ AEx td 21
 IP66

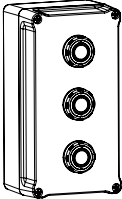
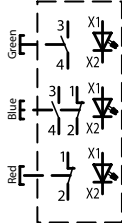
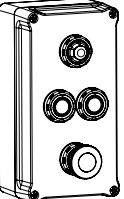
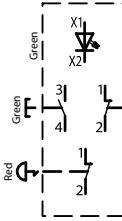
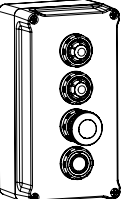
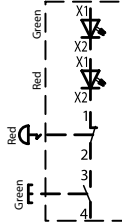
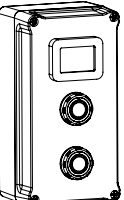
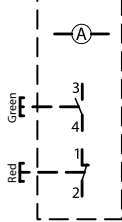
ATEX/IECEx:
 Zone 1 and 2 – 21 and 22
 II 2 GD
 Ex de IIC/Ex demb IIC/ Ex td A21
 IP66 – IK10

Size 3 Polyester Control Station

Included: 1 white self-adhesive laminated plastic nameplate, 1 brass earth continuity plate, 1 blanking plug ②, 1 cable gland ②.

CONTROLS: NEC/CEC, ATEX/IECEx INCREASED SAFETY CONTROL STATIONS

Appleton®

Description/Function	Diagram	Entry Location	Entry Size	Weight kg (lb)	Volume dm ³ (in ³)	Catalog Number
Triple Illuminated Push Buttons ③						
 <p>1x green illuminated push button with 1NO contact 1x blue illuminated push button with 1NO + 1NC contact 1x red illuminated push button with NC contact momentary contacts</p>		Bottom	2 x M20	1.4 (3.09)	6.0 (366.14)	U23W2LG5LB3LR9
		Bottom	2 x M25	1.4 (3.09)	6.0 (366.14)	U23W4LG5LB3LR9
		Feed-Thru	1 x 3/4"	1.4 (3.09)	6.0 (366.14)	U23Z3LG5LB3LR9
		Feed-Thru	2 x 3/4"	1.4 (3.09)	6.0 (366.14)	U23X3LG5LB3LR9
Pilot Light + Twin Push Buttons + Push-Pull Emergency Stop						
 <p>1x green light 1x green push button 'I' with 1NO contact 1x red push button 'O' with 1NC contact momentary contacts 1x red mushroom head push-pull with 1x NC maintained contact</p>		Bottom	2 x M20	1.4 (3.09)	6.0 (366.14)	U23W2PGA5A9D9
		Bottom	2 x M25	1.4 (3.09)	6.0 (366.14)	U23W4PGA5A9D9
		Feed-Thru	1 x 3/4"	1.4 (3.09)	6.0 (366.14)	U23Z3PGA5A9D9
		Feed-Thru	2 x 3/4"	1.4 (3.09)	6.0 (366.14)	U23X3PGA5A9D9
Twin Pilot Lights + Push-Pull Emergency Stop + Push Button ②						
 <p>1x green light + 1x red light ③ 1x red mushroom head push-pull with 1x NC maintained contact 1x green push button 'I' with 1NO momentary contact</p>		Bottom	2 x M20	1.4 (3.09)	6.0 (366.14)	U23W2PGPRD9A5
		Bottom	2 x M25	1.4 (3.09)	6.0 (366.14)	U23W4PGPRD9A5
		Feed-Thru	1 x 3/4"	1.4 (3.09)	6.0 (366.14)	U23Z3PGPRD9A5
		Feed-Thru	2 x 3/4"	1.4 (3.09)	6.0 (366.14)	U23X3PGPRD9A5
Ammeter + Twin Push Buttons ④						
 <p>1x ammeter 48 x 48 mm, 1A C.T., 3 F.L.C., with 0 - 1 - 3 scale 1x green push button 'I' with 1NO contact 1x red push button 'O' with 1NC contact momentary contacts</p>		Bottom	2 x M20	1.4 (3.09)	6.0 (366.14)	U23W2VA13A5A9
		Bottom	2 x M25	1.4 (3.09)	6.0 (366.14)	U23W4VA13A5A9
		Feed-Thru	1 x 3/4"	1.4 (3.09)	6.0 (366.14)	U23Z3VA13A5A9
		Feed-Thru	2 x 3/4"	1.4 (3.09)	6.0 (366.14)	U23X3VA13A5A9

Additional combinations available, please refer to Unicode 2 Series - Customized Control Stations section.

① Overall hazardous location and ingress protection rating depends on the rating of the optional certified components used.

② Not included if NPT hubs are selected.

③ 12 Vac to 254 Vac 50/60 Hz - 12 Vdc to 60 Vdc.

④ Certified for ATEX/IECEx only.

Unicode™ 2 Series Fiberglass Reinforced Polyester Control Stations and Switches

Increased Safety

CONTROLS: NEC/CEC, ATEX/IECEx INCREASED SAFETY CONTROL STATIONS

NEC:
 Class I, Division 2, Groups A, B, C, D
 Class II, Groups E, F, G
 Class III
 Ex de IIC/DIP A21
 IP66, Type 4XⓁ

CEC:
 Class I, Division 2, Groups A, B, C, D
 Class II, Groups F, G
 Class III; Type 4XⓁ
 Class I, Zone 1, AEx de IIC/ AEx tD 21
 IP66

ATEX/IECEx:
 Zone 1 and 2 – 21 and 22
 II 2 GD
 Ex de IIC/Ex demb IIC/ Ex tD A21
 IP66 – IK10

Nameplates — Set of 10

Blank self-adhesive, laminated plastic 58 mm x 18 mm (2.29" x 0.71").

Color	Catalog Number
White (black letters)	UNPW
Yellow (black letters)	UNPY
Red (white letters)	UNPR
Blue (white letters)	UNPB
Black (white letters)	UNPN
Green (white letters)	UNPG

Inserts for Push Button — Set of 5

Marking	Color	Catalog Number
(unmarked)	Green	UIAG
(unmarked)	Red	UIAR
(unmarked)	Yellow	UIAY
(unmarked)	White	UIAW
(unmarked)	Blue	UIAB
(unmarked)	Black	UIAN
ON	Green	UIA01
OFF	Red	UIA02
START	Green	UIA03
STOP	Red	UIA04
MARCHE	Green	UIA05
ARRET	Red	UIA06
I	Green	UIA07
O	Red	UIA08

Inserts for Illuminated Push Button — Set of 5

Marking	Color	Catalog Number
(unmarked)	Green	UILG
(unmarked)	Red	UILR
(unmarked)	Yellow	UILY
(unmarked)	White	UILW
(unmarked)	Blue	UILB
ON	Green	UIL01
OFF	Red	UIL02
START	Green	UIL03
STOP	Red	UIL04
MARCHE	Green	UIL05
ARRET	Red	UIL06
I	Green	UIL07
O	Red	UIL08

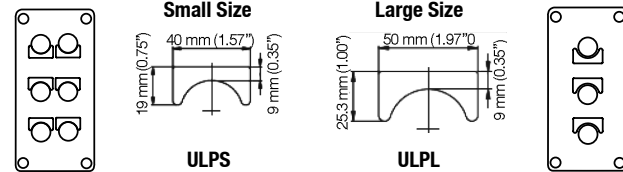
Spare Key

For all key-operated buttons.

Description	Catalog Number
Spare key type 4 A 185	SK4A185

Standard Legend Plates

Two sizes available. Self-adhesive yellow laminated plastic (black lettering).



Text	Catalog Number	
	Small	Large
Blank (set of 10)	ULPS	ULPL
ON	ULPSA01	ULPLA01
OFF	ULPSA02	ULPLA02
FORWARD	ULPSA03	ULPLA03
REVERSE	ULPSA04	ULPLA04
JOG	ULPSA05	ULPLA05
RUN	ULPSA06	ULPLA06
START	ULPSA07	ULPLA07
STOP	ULPSA08	ULPLA08
UP	ULPSA09	ULPLA09
DOWN	ULPSA10	ULPLA10
FAST	ULPSA11	ULPLA11
SLOW	ULPSA12	ULPLA12
RAISE	ULPSA13	ULPLA13
LOWER	ULPSA14	ULPLA14
OPEN	ULPSA15	ULPLA15
CLOSE	ULPSA16	ULPLA16
LOW	ULPSA17	ULPLA17
HIGH	ULPSA18	ULPLA18
TEST	ULPSA19	ULPLA19
RESET	ULPSA20	ULPLA20
EMERGENCY STOP	ULPSA21	ULPLA21
MARCHE	ULPSA22	ULPLA22
ARRET	ULPSA23	ULPLA23
ARRET D'URGENCE	ULPSA24	ULPLA24
HAUT	ULPSA25	ULPLA25
BAS	ULPSA26	ULPLA26
O—I	ULPSH01	ULPLH01
ON—OFF	ULPSH02	ULPLH02
START—STOP	ULPSH03	ULPLH03
STOP—START	ULPSH04	ULPLH04
HAND—AUTO	ULPSH05	ULPLH05
MANU—AUTO	ULPSH06	ULPLH06
FORWARD—REVERSE	ULPSH07	ULPLH07
REMOTE—LOCAL	ULPSH08	ULPLH08
MARCHE—ARRET	ULPSH09	ULPLH09
I—O—II	ULPSJ01	ULPLJ01
OFF—O—ON	ULPSJ02	ULPLJ02
START—NORMAL—STOP	ULPSJ03	ULPLJ03
HAND—OFF—AUTO	ULPSJ04	ULPLJ04
MANU—O—AUTO	ULPSJ05	ULPLJ05
FORWARD—OFF—REVERSE	ULPSJ06	ULPLJ06
LOCAL—REMOTE—AUTO	ULPSJ07	ULPLJ07
LOCAL—O—REMOTE	ULPSJ08	ULPLJ08
MARCHE—NORMAL—ARRET	ULPSJ09	ULPLJ09

Ⓛ Overall hazardous location and ingress protection rating depends on the rating of the optional certified components used.

Unicode™ 2 Series Fiberglass Reinforced Polyester Control Stations and Switches

Increased Safety

NEC:
 Class I, Division 2, Groups A, B, C, D
 Class II, Groups E, F, G
 Class III
 Ex de IIC/DIP A21
 IP66, Type 4X^①

CEC:
 Class I, Division 2, Groups A, B, C, D
 Class II, Groups F, G
 Class III; Type 4X^①
 Class I, Zone 1, AEx de IIC/ AEx tD 21
 IP66

ATEX/IECEX:
 Zone 1 and 2 – 21 and 22
 II 2 GD
 Ex de IIC/Ex demb IIC/ Ex tD A21
 IP66 – IK10

CONTROLS: NEC/CEC, ATEX/IECEX INCREASED SAFETY CONTROL STATIONS

Appleton®

	Description	Catalog Number
	<p>Additional Contacts</p> <p>Each actuator is capable of activating 3 contacts. Exception: Illuminated push button and all actuators with key: 2 contacts maximum</p> <p>1NO contact</p> <p>1NC contact</p>	<p>UCB5R</p> <p>UCB9R</p>
	<p>Yellow Guard</p> <p>Mushroom head protection for emergency stop</p>	098657
	<p>Padlockable Guard</p> <p>Stainless steel and plastic cover, capacity: 3 padlocks diameter 6 mm (0.24") maximum (not supplied)</p> <p>For push button and rotary actuator</p> <p>For mushroom head actuator</p>	<p>UPLD1S</p> <p>UPLD2S</p>
	<p>Cable Gland Exe</p> <p>For unarmored cable Exe - IP66 - in polyamide entry thread seal</p> <p>M20 (capacity 6.5-14.5 mm)</p> <p>For armored cable Exe/Exd - IP66 - in nickel plated brass (without entry thread seal)</p>	095605
	<p>Braid and Tape type:</p> <p>M20 (inner: 6.4-14.0/outer: 12.5-20.9 mm)</p> <p>Single Wired Armor (SWA):</p> <p>M20 (inner: 6.4-14.0/outer: 12.5-20.9 mm)</p>	<p>20E1FX5</p> <p>20E1FW5</p>
	<p>Adaptors</p> <p>Exd/Exe - IP66 in nickel plated brass (without entry thread seal)</p> <p>Male M20 - Female 1/2" NPT</p> <p>Male M20 - Female 3/4" NPT</p>	<p>737DM2T15</p> <p>737DM2T25</p>
	<p>Entry Thread Seal</p> <p>M20 (in white nylon)</p>	20ETS2
	<p>Combination Drain and Breather</p> <p>Exe - IP66 - supplied with entry thread seal and locknut</p> <p>M20 male thread in Polyamide</p> <p>M20 male thread in Brass</p> <p>M20 male thread in Stainless Steel</p>	<p>DBE20P</p> <p>DBE20B</p> <p>DBE20S</p>
	<p>Feed-Thru Earth Stud Terminal</p> <p>Exe - IP66 - supplied with weatherproof seal and green/yellow earth conductor - 300 mm (11.81") length</p> <p>M20 with M5 earth and 2.5 mm² (0.004 in²) conductor</p>	PREESTM20

^① Overall hazardous location and ingress protection rating depends on the rating of the optional certified components used.

Unicode™ 2 Series Fiberglass Reinforced Polyester Control Stations and Switches

Increased Safety

NEC:

Class I, Division 2, Groups A, B, C, D
 Class II, Groups E, F, G
 Class III
 Ex de IIC/DIP A21
 IP66, Type 4XⓈ

CEC:

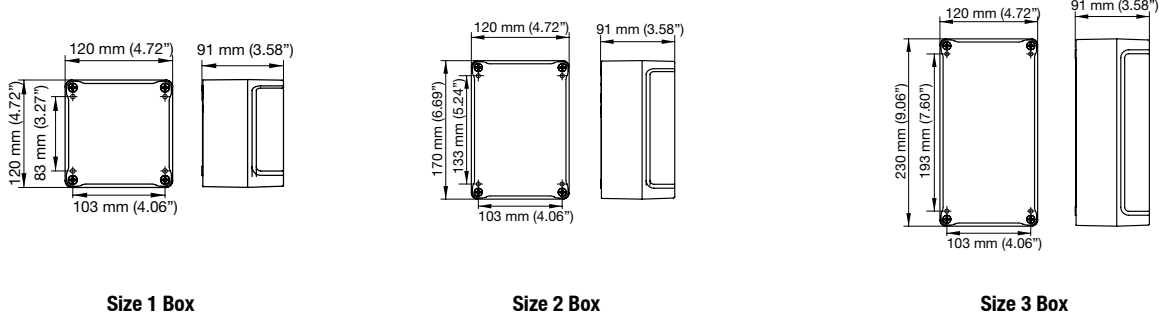
Class I, Division 2, Groups A, B, C, D
 Class II, Groups F, G
 Class III; Type 4XⓈ
 Class I, Zone 1, AEx de IIC/ AEx tD 21
 IP66

ATEX/IECEX:

Zone 1 and 2 – 21 and 22
 II 2 GD
 Ex de IIC/Ex demb IIC/ Ex tD A21
 IP66 – IK10

CONTROLS: NEC/CEC, ATEX/IECEX INCREASED SAFETY CONTROL STATIONS

Dimensions in Millimeters (Inches)



Mounting/Fixing Details for Above Boxes: Four Holes Ø 5 mm (0.20")